



PFXSTM6400WADE

Standard product information	Display specifications
Electrical specifications	Environmental specifications
Memory	Interface specifications
Structural specifications	Dimensions

Standard product information	
Family	HMI
Series	STM6000 Series
Size	7" Wide
Model	PFXSTM6400WADE
Global Code	PFXSTM6400WADE
Product Features	Modular 7" DC Analog (GP-Pro EX)

Display specifications	
Display type	TFT Color LCD
Display size	7" Wide
Resolution	800 x 480 pixels (WVGA)
Effective display area	W154.08 x H85.92 mm [W6.066 x H3.382 in.]
Display colors	16 million colors












by Schneider Electric

Backlight service life	50,000 hrs. or more (each in continuous operation at 25 °C [77 °F] before backlight brightness decreases to 25%)
Brightness control	16 Levels (Adjusted with touch panel or software)
Touch panel type	Resistive Film (analog, single-touch)
Touch panel resolution	1,024 x 1,024
Touch panel lifetime	1,000,000 times or more

Electrical specifications

Rated input voltage	24 Vdc
Input voltage limits	19.2 to 28.8 Vdc
Allowable voltage drop	5 ms or less
Power consumption	(Rear module) Max. 6.8 W (Rear module)When power is not supplied to external devices: 3.5 W or less (Display module) Max. 3.6 W (Display module)When power is not supplied to external devices: 1.3 W or less
In-rush current	30 A or less
Voltage endurance	1,000 Vac, 20 mA for 1 minute (between power terminal and FG terminals)
Insulation resistance	500 Vdc, 10 MΩ or more (between power terminal and FG terminals)

Environmental specifications

International safety standards	          
Surrounding air temperature	0 to 50 °C [32 to 122 °F]



Storage humidity	10 to 90 % RH (Wet bulb temperature: 39 °C [102.2 °F] max. - no condensation)
Dust	0.1 mg/m ³ (10 ⁻⁷ oz/ft ³) or less (non-conductive levels)
Pollution degree	For use in Pollution Degree 2 environment
Corrosive gases	Free of corrosive gases
Air pressure (altitude range)	800 to 1,114 hPa (2,000 m [6,561 ft.] above sea level or less)
Vibration resistance	IEC/EN 61131-2 compliant 5 to 9 Hz single amplitude 3.5 mm [0.14 in.] 9 to 150 Hz fixed acceleration: 9.8 m/s ² X, Y, Z directions for 10 cycles (approx. 100 min.)
Concussion resistance	IEC/EN 61131-2 compliant 147 m/s ² , X, Y, Z directions for 3 times
Electrical fast transient/burst	IEC 61000-4-4 2 kV: Power port (display unit) 1 kV: Signal ports
Electrostatic discharge immunity	Contact Discharge Method: 6 kV Air Discharge Method: 8 kV (IEC/EN61000-4-2 Level 3)

Memory

Application memory	When using GP-Pro EX: <ul style="list-style-type: none"> - Media: FLASH EPROM - Screen Area: 64MB *Use the screen area when the user font area's capacity is exceeded - for example, when an image font or a picture font is used. - User Font Area: 8MB - Logic Program Area: 132KB (Equivalent to 15,000 steps) *Up to 60,000 steps can be converted in software. However, this reduces application memory capacity (for screen data) by 1 MB. - Free Space: None Removable System: No
Backup memory	When using GP-Pro EX: <ul style="list-style-type: none"> - Screen Area: SRAM 320KB - Variable Area: SRAM 64KB

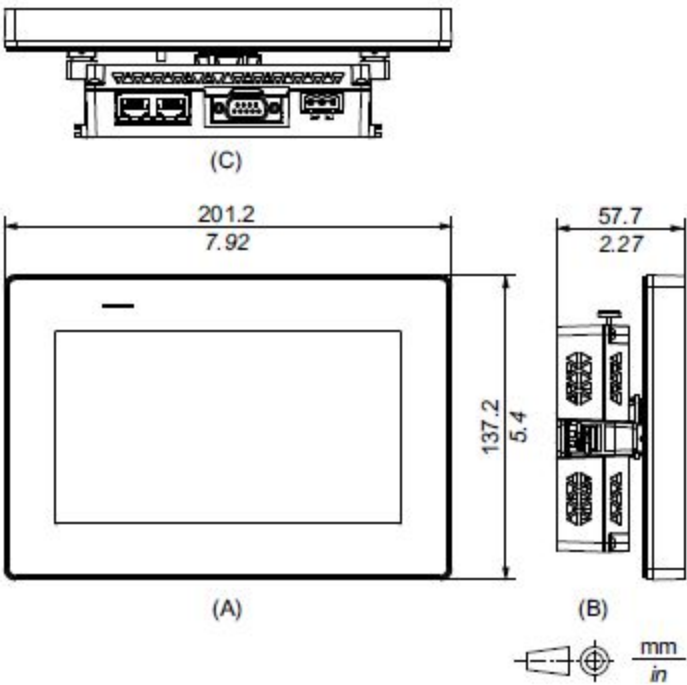
Interface specifications	
Serial (COM1)	Asynchronous Transmission: RS-232C / 422 / 485, Data Length: 7 or 8 bits, Stop Bit: 1 or 2 bits, Parity: None, Even or Odd, Data Transmission Speed: 2,400 to 115,200 bps, Connector: D-Sub 9 pin (socket)
USB (Type A)	Conforms to USB 2.0 (Type A) x 1 Power supply voltage: 5 Vdc \pm 5 % Output Current: 500 mA or less Communication distance: 5 m [16.4 ft.] or less
USB (micro-B)	USB 2.0 (micro-B) x 1, Communication Distance: 5 m [16.4 ft]
Ethernet	IEEE802.3i / IEEE802.3u, 10BASE-T / 100BASE-TX, Connector: Modular jack (RJ-45) x 2

Structural specifications	
Grounding	Functional grounding: Grounding resistance of 100 Ω , 2mm ² (AWG 14) or thicker wire, or your country's applicable standard. (Same for FG and SG terminals)
Cooling method	Natural air circulation
Structure	Rear Module: IP20 Display Module: IP65F, UL 50/50E, Type 1, Type 4X (indoor use only), Type 12, Type 13 ^{*1}
External dimensions	Rear Module: W145.6 x H108.23 x D 41.4 mm [W5.73 x H4.26 x D1.63 in] (excluding protrusions) Display Module: W201.2 x H137.2 x D17.1 mm [W7.92 x H5.4 x D0.67 in] (excluding protrusions)
Panel cut-out dimensions	Diameter 22.5 mm (0.88 in)
Weight	Rear Module: 0.27 kg (0.6 lb) or less Display Module: 0.49 kg (1.08 lb) or less

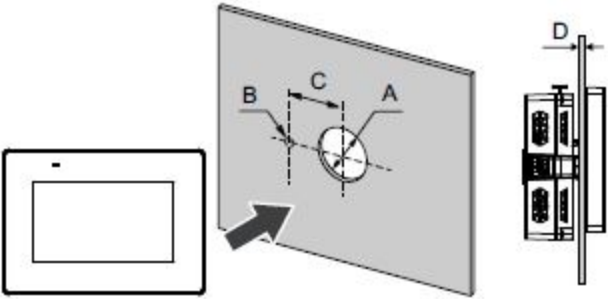
^{*1} The front face of the unit, installed in a solid panel, has been tested using conditions equivalent to the standards shown in the specification. Even though the unit's level of resistance is equivalent to these standards, oils that should have no effect on the unit can possibly harm the unit. This can occur in areas where either vaporized oils are present, or where low viscosity cutting oils are allowed to adhere to the unit for long periods of time. If the unit's front face protection sheet becomes peeled off, these conditions can lead to the ingress of oil into the unit and separate protection measures are suggested. Also, if non-approved

Dimensions

External dimensions



Panel cut-out dimensions



A	B	C
22.5 mm (+0/-0.3 mm) (0.88 in [+0/-0.01 in])	4.0 mm (+0/-0.2 mm) (0.15 in [+0/-0.007 in])	30.0 mm (+0/-0.2 mm) (1.18 in [+0/-0.007 in])

Panel material	Thickness range (D)
Steel	1.5... 6.0 mm (0.06... 0.23 in)



Privacy Policy

CA-125

Change your cookie settings

Products

Selection Guide

Edge Box

Industrial PC(IPC)

Advanced HMI

Basic HMI

Software

Flat Panel Monitors

Other Hardware

Disft-continued Products & Substitutes

Customization and Services

Solution

About HMI Centric

HMI Centric Architecture

Success Story

Industry Segment Solution

Solution Search

HMI Design Studio

Concept Introduction

BLUE

BLUE Open Studio

GP-Pro EX

Support

Downloads

Knowledge Base (FAQs)

Inquires

About Pro-face

Pro-face Brand

Overview & History

Brand Initiatives

News

News

Email*

I am a*

Select a value

Submit

I'd like to receive news and commercial info from Schneider Electric and its affiliates via electronic communication means such as email, and I agree to the collection of information on the opening and clicks on these emails (using invisible pixels in the images), to measure performance of our communications and improve them. For more details, please read our [Privacy Policy](#).

